



Additional Assessment Materials  
Summer 2021

Pearson Edexcel GCSE in Chemistry (1CH0)  
Higher

Resource Set Topic E: Acids, bases and salts  
– including preparation of salts

Questions

(Public release version)

## **Pearson: helping people progress, everywhere**

Pearson aspires to be the world's leading learning company. Our aim is to help everyone progress in their lives through education. We believe in every kind of learning, for all kinds of people, wherever they are in the world. We've been involved in education for over 150 years, and by working across 70 countries, in 100 languages, we have built an international reputation for our commitment to high standards and raising achievement through innovation in education. Find out more about how we can help you and your students at: [www.pearson.com/uk](http://www.pearson.com/uk)

## General guidance to Additional Assessment Materials for use in 2021

### Context

- Additional Assessment Materials are being produced for GCSE, AS and A levels (with the exception of Art and Design).
- The Additional Assessment Materials presented in this booklet are an **optional** part of the range of evidence teachers may use when deciding on a candidate's grade.
- 2021 Additional Assessment Materials have been drawn from previous examination materials, namely past papers.
- Additional Assessment Materials have come from past papers both published (those materials available publicly) and unpublished (those currently under padlock to our centres) presented in a different format to allow teachers to adapt them for use with candidate.

### Purpose

- The purpose of this resource to provide qualification-specific sets/groups of questions covering the knowledge, skills and understanding relevant to this Pearson qualification.
- This document should be used in conjunction with the mapping guidance which will map content and/or skills covered within each set of questions.
- These materials are only intended to support the summer 2021 series.

2 (a) Salts of metals can be prepared by reacting the metal with an acid to produce the salt and hydrogen.

(i) Describe the test to show the gas is hydrogen.

(2)

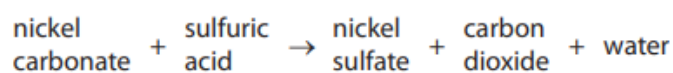
---

---

---

---

(c) Excess solid nickel carbonate is added to dilute sulfuric acid in a beaker.



Nickel sulfate is formed in solution.

Describe how a sample of pure, dry nickel sulfate crystals can be obtained from the mixture of nickel sulfate solution and excess solid nickel carbonate in the beaker.

(3)

---

---

---

---

---

---

---

9

(d) The hydrogen ion concentration in a solution is decreased by a factor of 10.

State how the pH of this solution changes.

(1)

---

- 9 (a) **X** and **Y** are solutions of two different acids.  
The concentration of acid in each solution, in  $\text{mol dm}^{-3}$ , is the same.  
Solution **X** has a pH of 3.40 and solution **Y** has a pH of 4.40.

(i) State what could be used to measure these pH values of 3.40 and 4.40.

(1)

(ii) What is the concentration of hydrogen ions in solution **X** compared with that in solution **Y**?

(1)

- A** ten times lower
- B** lower by a factor of 3.30/4.40
- C** higher by a factor of 4.40/3.30
- D** ten times higher

- (b) An experiment is planned to record the change in pH as a powdered base is added to  $50 \text{ cm}^3$  dilute hydrochloric acid.

The method suggested is

- step 1 add dilute hydrochloric acid up to the  $50 \text{ cm}^3$  mark on a beaker
- step 2 add one spatula of the base and stir
- step 3 measure the pH of the mixture
- step 4 repeat steps 2 and 3 until the pH stops changing.

- (i) State how you could change the method so that the amounts of dilute hydrochloric acid and of the base can be measured more accurately.

(2)

dilute hydrochloric acid .....

.....

base .....

.....

- (ii) During the experiment the pH changes from 2 to 10.  
If phenolphthalein indicator is added at the beginning of the experiment, a colour change occurs as the base is added.

State the colour change that occurs.

(1)

colour at start .....

colour at end .....

- (iii) Explain, in terms of the particles present, why the pH increases during the experiment.

(2)

.....

.....

.....

.....

\*(c) Some properties of four solids, **A**, **B**, **C** and **D**, are shown in Figure 6.

The solids, in no particular order, are copper carbonate, copper oxide, magnesium metal and sodium hydroxide.

|   | <b>A</b>   | <b>B</b>  | <b>C</b>                                      | <b>D</b>  |
|---|--|---|---|---|
| colour of solid   | black  | silver  | white   | green   |
| observation when solid is added to water                | black solid remains                                | a few bubbles appear on surface of solid                      | solid dissolves and forms colourless solution | green solid remains                                     |
| pH of mixture of solid added to water                   | 7  | 8   | 13  | 7   |
| observation when solid is added to dilute sulfuric acid | on warming, solid disappears to form blue solution | effervescence<br>solid disappears to form colourless solution | solid disappears to form colourless solution  | effervescence<br>solid disappears to form blue solution |

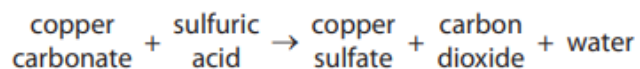
**Figure 6**

Identify the solids **A**, **B**, **C** and **D**, explaining how the information in Figure 6 supports the identification of each solid.

(6)

A blank sheet of lined paper with horizontal ruling lines. The lines are evenly spaced and extend across the width of the page. There are two small blue marks on the left side of the page, one near the top and one near the bottom, which appear to be artifacts or scanning marks.

3 The word equation for the reaction between copper carbonate and dilute sulfuric acid is



(a) (i) Complete the balanced equation for this reaction.

(2)



(iii) What is the chemical test to show that a gas is carbon dioxide?

(1)

- A bubble the gas through limewater, limewater turns cloudy
- B put damp blue litmus paper in the gas, litmus paper turns red
- C put a lighted splint into the gas, the splint is extinguished
- D measure the pH of the gas, pH = 4

(b) Figure 4 shows a conical flask containing dilute sulfuric acid.

Copper carbonate is added to the acid in the flask.

The copper carbonate is added one spatula measure at a time until the reaction has finished.

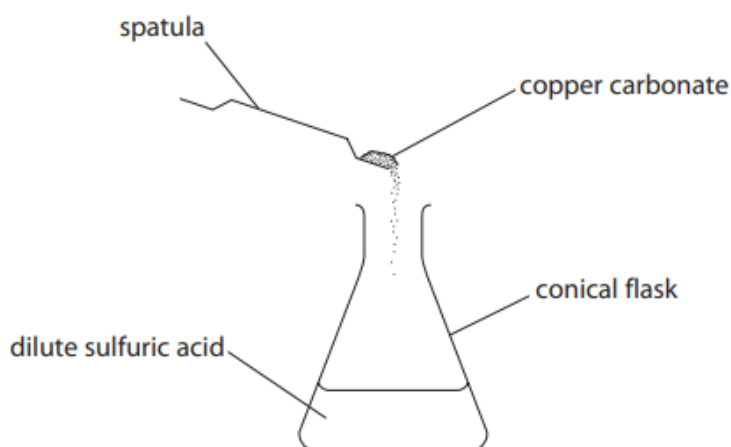


Figure 4

State **two** observations that would show the reaction has finished.

(2)

- 1 .....
- 2 .....



9 (a) Dilute hydrochloric acid is a strong acid.

(i) Explain why dilute hydrochloric acid is described as a strong acid.

(2)

---

---

---

---

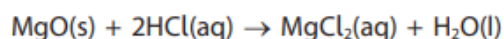
(ii) 1 cm<sup>3</sup> of hydrochloric acid of pH 2 is made up to a volume of 10 cm<sup>3</sup> with distilled water.

State the pH of the new solution.

(1)

pH = .....

(b) Magnesium oxide reacts with dilute hydrochloric acid to produce magnesium chloride solution and water.



Write the ionic equation for this reaction.

(3)

---

(c) In an experiment magnesium hydroxide powder is added in 0.1 g portions to 25 cm<sup>3</sup> of dilute hydrochloric acid until the magnesium hydroxide is just in excess.

Universal indicator paper can be used to test the pH of the solution after each addition of magnesium hydroxide.

(i) Give the name of an alternative piece of equipment that can be used to measure pH.

(1)

---

(ii) State and explain how the pH changes as the magnesium hydroxide is added to the dilute hydrochloric acid.

(4)

---

---

---

---

---

---

---

---

---

---

---

**TOTAL FOR PAPER IS 35 MARKS**